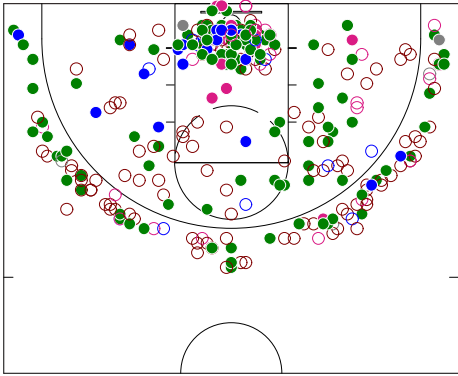


# 2017 Team Stats for Trilogy (All Games)

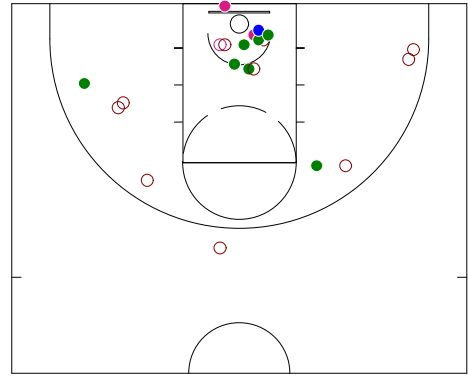
11/6/2017

Team Pts: 501  
 2P: (143-248) 57.7% 3P: (41-109) 37.6% eFG: 57.3%



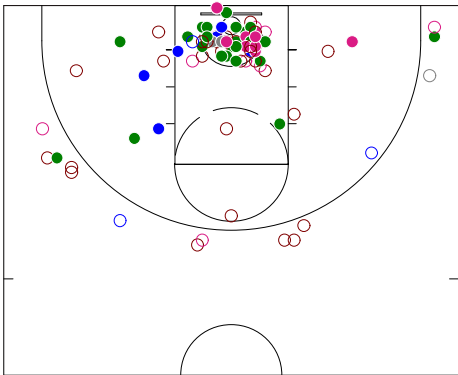
REB o-d-t (66-156-222) Ast:68 Steal:21 FT:(92-77) 119.5%

#4 Kenyon Martin Pts: 20  
 2P: (10-20) 50.0% 3P: (0-1) .0% eFG: 47.6%



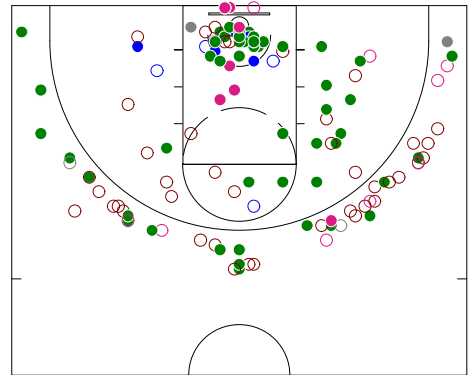
REB o-d-t (3-14-17) Ast:6 Steal:3 FT:(0-1) .0%

#3 Al Harrington Pts: 144  
 2P: (52-96) 54.2% 3P: (3-17) 17.6% eFG: 50.0%



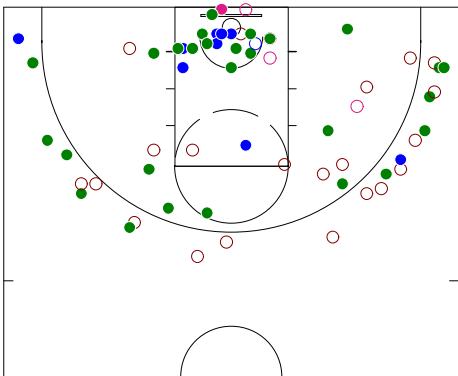
REB o-d-t (24-34-58) Ast:21 Steal:3 FT:(31-28) 110.7%

#32 Rashad McCants Pts: 175  
 2P: (47-73) 64.4% 3P: (17-46) 37.0% eFG: 60.9%



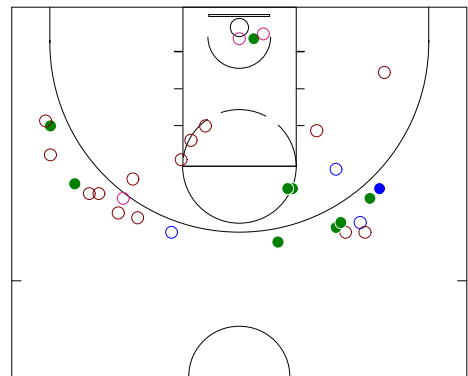
REB o-d-t (9-34-43) Ast:9 Steal:9 FT:(30-23) 130.4%

#8 James White Pts: 117  
 2P: (28-42) 66.7% 3P: (12-24) 50.0% eFG: 69.7%



REB o-d-t (10-40-50) Ast:21 Steal:4 FT:(25-17) 147.1%

#22 Dion Glover Pts: 33  
 2P: (3-12) 25.0% 3P: (7-18) 38.9% eFG: 45.0%



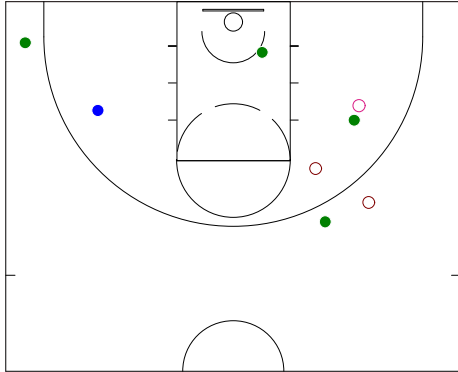
REB o-d-t (2-12-14) Ast:9 Steal:2 FT:(6-7) 85.7%

# 2017 Team Stats for Trilogy (All Games)

11/6/2017

#2 Jannero Pargo Pts: 12

2P: (3-5) 60.0% 3P: (2-3) 66.7% eFG: 75.0%



REB o-d-t (1-2-3) Ast:2 Steal:0 FT:(0-1) .0%